

# U.S. PASSPORTS & INTERNATIONAL TRAVEL

U.S. Department of State • Bureau of Consular Affairs



## Passport 201: *Safe Travels*

Colin Patrick Walle  
Customer Service Manager  
Minneapolis Passport Agency  
Bureau of Consular Affairs, Passport Services

November 2022



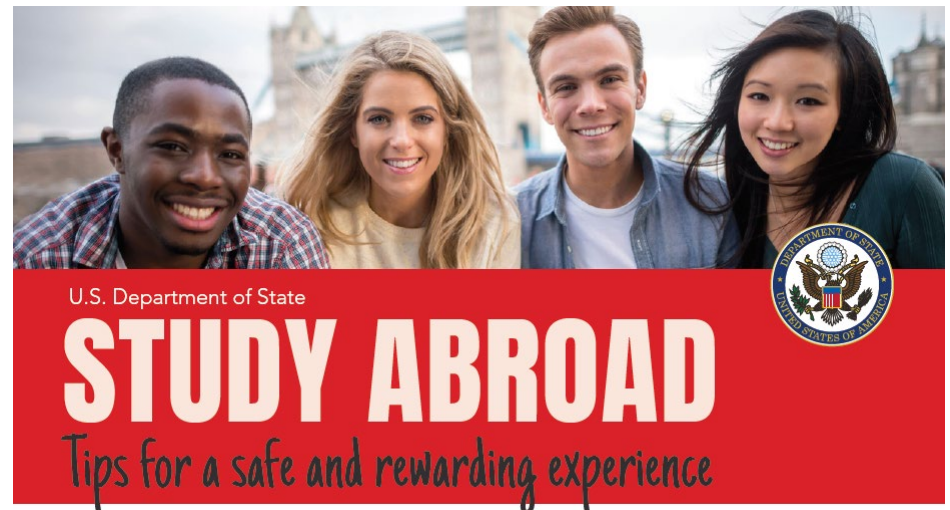
# Minneapolis Passport Agency





# Topics

- Check your passport
- Safe travel tips
- Stay Informed
- Jobs?





U.S. PASSPORTS & INTERNATIONAL TRAVEL

U.S. Department of State • Bureau of Consular Affairs



# Check Your Passport Book



# Lost/Stolen/Damaged?

If you were issued a passport, but it is lost, stolen, or damaged, then you will need to obtain a replacement.





# Check Your Expiration Date

- ❖ Many countries require passports to be valid for at least **six months** after arrival abroad.
- ❖ You will not be allowed to board an international flight if you do not have the required amount of validity remaining.
- ❖ Renew your passport one year before it expires.

**Create smoother travel.**

**Don't wait,** check your passport expiration date.

[travel.state.gov](https://travel.state.gov)

The advertisement features a blue background with a yellow horizontal band. In the top right corner is the Department of State seal. The main text is in large, bold, yellow and white fonts. Below the text is a yellow band with the website URL. On the right side, there is a tilted image of a passport specimen with a woman's photo and the word 'SPECIMEN' printed across it. The passport details include 'USA', 'TRAVELER', 'HAPPY', '25 FEB 1988', 'WASHINGTON, D.C. USA', and '15 OCT 2020'.

*Visas to study abroad should be coordinated with your college/university*



# Applying for a Passport

- Apply at least 3 months in advance
- If you only have a passport card, you will need the book
- Free application form filler:  
<https://pptform.state.gov/?Submit2=Complete+Online+%26+Print>
- The #1 problem with applications is unacceptable photos
- Find the location to submit your application:  
<https://iafdb.travel.state.gov/>
  - **TIP:** Avoid websites that charge a fee
  - **TIP:** Bring student ID in addition to driver's license



# What's Needed to Apply?

- 1) DS-11 application
- 2) One photo
- 3) Identification
- 4) Photocopy of ID
- 5) Citizenship evidence
- 6) Photo of citizenship evidence
- 7) Payment

U.S. Department of State  
APPLICATION FOR A U.S. PASSPORT  
This form is only to be used for an appointment. Complete a new form for each applicant.

Submit documentation for each applicant on a separate sheet.

U.S. Passport Book  U.S. Passport Card  Both

U.S. Citizen  U.S. National  U.S. Resident Alien

U.S. Born  U.S. Born Abroad  U.S. Born in Foreign Territory  U.S. Born in U.S. Possession  U.S. Born in U.S. Possession of Foreign Territory

**STOP! CONTINUE TO PAGE 2**

OFFICE ONLY

REGISTRY DIVISION OF THE CITY OF BOSTON  
CERTIFICATE

I, the undersigned, hereby certify that I hold the office of City Register of the City of Boston and I certify the following facts appear on the records of Births, Marriages and Deaths kept in said City as required by law.

On the \_\_\_\_\_ day of \_\_\_\_\_ 19\_\_\_\_  
I have examined the \_\_\_\_\_ of \_\_\_\_\_  
and have found that the same is true and correct.

City Register of the City of Boston



World Lee Traveler  
123 Main Street  
Anytown, VA 12345  
DATE: 1/8/2012

PAY TO THE ORDER OF U.S. Department of State \$130.00  
One Hundred and Thirty Dollars

M & M BANK  
1206 University Drive  
Anytown, VA 12345  
MEMO: NAME & DOB World Lee Traveler

World Lee Traveler  
123 Main Street  
Anytown, VA 12345  
DATE: 1/8/2012

PAY TO THE ORDER OF Name of AF \$5.00  
Thirty-Five Dollars

M & M BANK  
1206 University Drive  
Anytown, VA 12345  
MEMO: NAME & DOB World Lee Traveler



THE UNITED STATES OF AMERICA  
No. 00013567

Paul John Smith  
Age: 34 years  
Height: 5 feet 7 inches  
Marital status: MARRIED  
Country of former nationality: CANADA

He is known that, pursuant to an application filed with the Attorney General at PORTLAND, OREGON, that the following person having found that:

PAUL JOHN SMITH

has resided in the United States, intends to reside in the United States when so required by the Naturalization Service of the United States, and had an all other requisite required with the approval of such naturalization laws and laws applicable to the benefit of citizenship, and having taken the oath of allegiance as a condition of naturalization.

U.S. IMMIGRATION AND NATURALIZATION SERVICE  
PORTLAND, OREGON MAR - 7 2012

It is possible by U. S. LAW TO OBTAIN CITIZENSHIP AND CERTIFICATE OF NATURALIZATION.

U.S. DEPARTMENT OF JUSTICE



# U.S. PASSPORTS & INTERNATIONAL TRAVEL

U.S. Department of State • Bureau of Consular Affairs



# Safe Travel



# U.S. Department of State



*U.S. Embassy in Copenhagen, Denmark*



# Assistance Overseas

- Emergency Passports
- Medical Emergencies
- Arrests
- Victim Assistance
- Welfare & Whereabouts
- Repatriation
- Deaths & Estates
- Crisis Response
- Citizenship Documentation
- Notarial Services
- Voting Assistance
- Federal Programs
- International Parental Child Abduction
- Intercountry Adoption



# Traveler's Checklist

- ✓ Get Required Documents
- ✓ Get Informed
- ✓ Get Enrolled (STEP)
- ✓ Get Insured

United States Department of State  
**TRAVELER'S CHECKLIST**  
*Travel Smart. Travel Safe. Travel Well.*

Before traveling abroad, make sure to:

-  **GET INFORMED** about your destination at [travel.state.gov/destination](https://travel.state.gov/destination), and plan for the unexpected at [travel.state.gov/crisis](https://travel.state.gov/crisis).
-  **GET REQUIRED DOCUMENTS**, such as your passport and visas.
-  **GET ENROLLED** in the Smart Traveler Enrollment Program (STEP) at [step.state.gov](https://step.state.gov) to receive security and emergency alerts.
-  **GET INSURED** for medical, evacuation, and other unexpected expenses.



- Visit: [Travel.State.Gov/TravelersChecklist](https://Travel.State.Gov/TravelersChecklist)
- Visit: [studentsabroad.state.gov](https://studentsabroad.state.gov)





# studentsabroad.state.gov

## Traveler's Checklist

✔ Safety and Security Messaging

Smart Traveler Enrollment Program (STEP)

✔ Traveler Information

LGBTQI+ Travelers

Adventure Travel

U.S. Travelers in Europe

High-Risk Area Travelers

Travelers with Dual Nationality

Journalist Travelers

Faith-Based Travelers

Pilgrimage Travelers (Hajj and Umrah)

**U.S. Students Abroad**

Cruise Ship Passengers

Women Travelers

Travelers with Disabilities

Older Travelers

U.S. Volunteers Abroad

Travelers with Pets

## U.S. Students Abroad



### Current Outbreak of Coronavirus

Students should check out the [CDC Studying Abroad Travel Advice and Tips](#) website before considering study abroad.

One of our top priorities is the safety and security of U.S. students traveling, studying, and living abroad. Exploring new destinations and experiencing other cultures is both rewarding and exciting, but it is also important to do so safely. Be mindful of your surroundings, learn the local laws and customs, keep a low profile and be prepared. Every traveler is unique, students with [special considerations](#) – such as women and LGBTQI+ travelers – may face additional challenges in other countries.

Sometimes – in spite of good planning – things can still go wrong when you are abroad. Prepare for the unexpected by reading about how to [plan for a crisis overseas](#) before you go. If you do find yourself facing an emergency situation while overseas, contact the American Citizens Services unit at the nearest [U.S. embassy or consulate](#).

Take time to learn about your destinations. Discuss with family and friends when and how you will check in, so they can contact you in case of an emergency. If possible, you should take advantage of the sharing location function on your smart device.

In past years, there have been reports from U.S. citizens concerned they may have consumed tainted alcohol. Drink responsibly and in moderation. Stop and seek medical attention if you begin to feel ill. Students are more likely to encounter theft and assault when they are in an unfamiliar environment and unskilled at interpreting the environment and language. If you have questions or need to report an

### Enroll in STEP



Subscribe to get up-to-date safety and security information and help us reach you in an emergency abroad.

Recommended Web Browsers: Microsoft Edge or Google Chrome.

### Learn about your destination



**DOWNLOAD THE STUDENT ABROAD HANDOUT**



**VIEW ALL TRAVEL ADVISORIES**



# Get Informed: Visit Travel.State.Gov

**Travel.State.Gov**  
U.S. DEPARTMENT OF STATE — BUREAU OF CONSULAR AFFAIRS

Search

U.S. Passports **International Travel** U.S. Visas Intercountry Adoption International Parental Child Abduction Records and Authentications

Before You Go Country Information While Abroad Emergencies

[Travel.State.Gov](#) > International Travel



Your Safety is Our Priority


  
**VOTING OVERSEAS**

  
**COVID-19 COUNTRY INFORMATION**


In this section

[Before You Go](#)

     More

  
**COVID-19 TRAVEL INFORMATION**


Enroll in STEP




Subscribe to get up-to-date safety and security information and help us reach you in an emergency abroad.

Recommended Web Browsers: Microsoft Edge or Google Chrome.

**Learn about your destination**







# Get Informed

Learn about your destination at  
**[Travel.State.Gov](https://travel.state.gov)**:

- Closest embassy/consulate?
- Passport must be valid for how long?
- Recent alerts/advisories?
- Phone numbers for emergencies?
- Specific concerns about crime?
- Prescription medications?
- Road conditions?
- State of relations with the U.S.?

Learn about your destination





# *Activity:* Destination Info

## Learn about your destination

Country or area



*Enter the name of one country in the search box. Scroll through the webpage to answer these questions:*

- Recent advisories/alerts?
- Closest embassy/consulate?
- Phone numbers for emergencies?
- Specific concerns about crime?

*Type the name of the country and their 911 equivalent in the chat box*





# Country Specific Information

Before You Go | Country Information | While Abroad | Emergencies

[Travel.State.Gov](#) > [International Travel](#) > [Country Information](#) > Denmark International Travel Information

**Denmark**  
Kingdom of Denmark

**Travel Advisory**  
October 4, 2022

**Denmark - Level 2: Exercise Increased Caution**

Exercise increased caution in Denmark due to terrorism. ... [READ MORE]

Embassy Messages | Alerts

No current Alerts.

**Quick Facts**

|   |   |
|---|---|
| <b>PASSPORT VALIDITY:</b><br>Recommend at least six months beyond your period of stay | <b>VACCINATIONS:</b><br>None  |
| <b>BLANK PASSPORT PAGES:</b><br>One page per stamp                                    | <b>CURRENCY RESTRICTIONS FOR ENTRY:</b><br>10,000 Euros (or equivalent) |
| <b>TOURIST VISA REQUIRED:</b><br>Not required for stays under 90 days                 | <b>CURRENCY RESTRICTIONS FOR EXIT:</b><br>10,000 Euros (or equivalent)  |

ALL +/-

Embassies and Consulates +

Destination Description +

Entry, Exit and Visa Requirements +

Safety and Security +

**Learn about your destination**

Denmark

Denmark

- 1 Exercise normal precautions
- 2 Exercise increased caution
- 3 Reconsider travel
- 4 Do not travel

**Information for Vaccinated Travelers**

The CDC's latest guidance on international travel for vaccinated people can be found [here](#).

**Assistance for U.S. Citizens**

**U.S. Embassy Copenhagen**  
Dag Hammarskjöld's Alle 24  
2100 Copenhagen  
Denmark

☎ Telephone + (45) 3341-7100  
📞 Emergency + (45) 3341-7400  
📠 Fax + (45) 3538-9616  
✉ Email [copenhagenACS@state.gov](mailto:copenhagenACS@state.gov)  
🌐 Website [U.S.EmbassyCopenhagen](http://U.S.EmbassyCopenhagen)

**Denmark Map**



# Country Specific Information

## Denmark

Kingdom of Denmark

Travel Advisory  
October 4, 2022

Denmark - Level 2: Exercise Increased Caution



*Reissued with updates to health information.*

Exercise increased caution in Denmark due to **terrorism**.

**Country Summary:** Terrorist groups continue plotting possible attacks in Denmark. Terrorists may attack with little or no warning, targeting tourist locations, transportation hubs, markets/shopping malls, local government facilities, hotels, clubs, restaurants, places of worship, parks, major sporting and cultural events, educational institutions, airports, and other public areas.

Read the [country information page](#) for additional information on travel to Denmark.

If you decide to travel to Denmark:

- Read the [Department of State's COVID-19 page](#) before planning any international travel, and read the [Embassy COVID-19 page](#) for country-specific COVID-19 information.
- Be aware of your surroundings when traveling to tourist locations and crowded public venues.
- Follow the instructions of local authorities.
- Monitor local media for breaking events and adjust your plans based on new information.
- Enroll in the [Smart Traveler Enrollment Program \(STEP\)](#) to receive Alerts and make it easier to locate you in an emergency.
- Follow the Department of State on [Facebook](#) and [Twitter](#).
- Review the [Country Security Report](#) for Denmark.
- Visit the CDC page for the latest [Travel Health Information](#) related to your travel.
- Prepare a contingency plan for emergency situations. Review the [Traveler's Checklist](#).

Embassy Messages

Alerts

No current Alerts.

*Recent advisories/alerts?*



# Country Specific Information

## Embassies and Consulates

### [U.S. Embassy Copenhagen](#)

Dag Hammarskjölds Allé 24  
2100 Copenhagen  
Denmark

Telephone: +(45) 3341-7100

Emergency After-Hours Telephone: +(45) 3341-7400

Fax: +(45) 3538-9616

[CopenhagenACS@state.gov](mailto:CopenhagenACS@state.gov)

*Closest embassy/consulate?*



# Country Specific Information

## Safety and Security

**Terrorism:** Credible information indicates terrorist groups continue plotting possible attacks in Europe. European governments are taking action to guard against terrorist attacks; however, all European countries remain potentially vulnerable to attacks from transnational terrorist organizations. Terrorists are increasingly using less sophisticated methods of attack - including knives, firearms, and vehicles - to more effectively target crowds. Frequently, their aim is unprotected or vulnerable targets, such as:

- High-profile public events (sporting contests, political rallies, demonstrations, holiday events, celebratory gatherings, etc.)
- Hotels, clubs, and restaurants frequented by tourists
- Places of worship
- Schools
- Parks
- Shopping malls and markets
- Public transportation systems (including subways, buses, trains, and ferries)

For more information, see our [Terrorism](#) page.

**Crime:** Organized crime groups operate in Denmark, including in and around Copenhagen. In the event of a crime, police may establish "Search Zones" ("visitationszoner" in Danish) in the area.

**Pickpockets and purse-snatchers** operate aggressively in areas frequented by tourists, including cruise ship quays. Do not place any bags containing valuables, such as your passport or credit cards, on the ground or on the back of a chair in public places, such as restaurants, bars, and cafes. Watch your laptop and mobile devices, which are particularly desirable to thieves. U.S. citizens are encouraged to review the [OSAC Crime and Safety Report](#) for more information on crime in the Kingdom of Denmark.

When traveling or living in the Kingdom of Denmark, you should:

- Be aware of the local security situation and take appropriate steps to bolster your personal security.
- **Monitor media and local information sources**, and factor updated information into personal travel plans and activities.
- Address specific safety concerns to Danish law enforcement authorities who have responsibility for the safety and security of all residents and visitors.
- Exercise caution if in the vicinity of any large gatherings, protests, or demonstrations.
- If stopped by the police, cooperate and be prepared to present identification.

**Freetown Christiania**, located in the Christianshavn area of Copenhagen, is known for illicit drug activity. Drug enforcement efforts have resulted in clashes between the police and Christiania residents. Christiania residents have imposed a strict no-photography policy; tourists have been assaulted and robbed for taking pictures. Police and emergency services are limited in Christiania.

**Demonstrations** occur regularly in Denmark. They may take place in response to political or economic issues, on holidays, or during international events.

- Demonstrations can be unpredictable, avoid areas around protests and demonstrations.

Bear in mind that large public gatherings can affect transportation arteries in the city.

- Monitor local media for updates and traffic advisories.

**International Financial Scams:** See the [Department of State](#) and the [FBI](#) pages for information on scams.

**Victims of Crime:** Report crimes to the **local police** at 112 and contact the **U.S. Embassy** at +45 3341-7100 or +45 3341-7400 for after-hours assistance. For non-life threatening situations, individuals in the greater Copenhagen area may dial 1813 to reach an urgent medical helpline. **Local authorities are responsible for investigating and prosecuting crimes.**

See our webpage on [help for U.S. victims of crime overseas](#).

**Victims of Crime: Report crimes to the local police at 112 and contact the U.S. Embassy at +45 3341-7100 or +45 3341-7400 for after-hours assistance. For non-life threatening situations, individuals in the greater Copenhagen area may dial 1813 to reach an urgent medical helpline. Local authorities are responsible for investigating and prosecuting crimes.**

*Phone numbers for emergencies?*





# Country Specific Information

## Safety and Security

**Terrorism:** Credible information indicates terrorist groups continue plotting possible attacks in several countries remain potentially vulnerable to attacks from transnational terrorist organizations. Terrorists more effectively target crowds. Frequently, their aim is unprotected or vulnerable targets, such as:

- High-profile public events (sporting contests, political rallies, demonstrations, holiday events)
- Hotels, clubs, and restaurants frequented by tourists
- Places of worship
- Schools
- Parks
- Shopping malls and markets
- Public transportation systems (including subways, buses, trains, and scheduled commercial flights)

For more information, see our [Terrorism](#) page.

**Crime:** Organized crime groups operate in Denmark, including in and around Copenhagen. Travelers should be aware of their surroundings and immediately leave the area if they feel threatened. In response to crime, police may establish "Search Zones" ("visitationszoner" in Danish) and stop and search individuals.

**Pickpockets and purse-snatchers** operate aggressively in areas frequented by tourists, as well as on trains and buses, and at transit stations, including Copenhagen Central Station, Copenhagen Airport, and cruise ship quays. Do not place any bags containing valuables, such as your passport or credit cards, on the ground or on the back of a chair in public places, such as restaurants, bars, and cafes. Watch your laptop and mobile devices, which are particularly desirable to thieves. U.S. citizens are encouraged to review the [OSAC Crime and Safety Report](#) for more information on crime in the Kingdom of Denmark.

When traveling or living in the Kingdom of Denmark, you should:

- Be aware of the local security situation and take appropriate steps to bolster your personal security.
- **Monitor media and local information sources**, and factor updated information into personal travel plans and activities.
- Address specific safety concerns to Danish law enforcement authorities who have responsibility for the safety and security of all residents and visitors.
- Exercise caution if in the vicinity of any large gatherings, protests, or demonstrations.
- If stopped by the police, cooperate and be prepared to present identification.

**Freetown Christiania**, located in the Christianshavn area of Copenhagen, is known for **illicit drug activity**. Drug enforcement efforts have resulted in clashes between the police and Christiania residents. Christiania residents have imposed a strict no-photography policy; tourists have been **assaulted** and **robbed** for taking pictures. Police and emergency services are limited in Christiania.

**Demonstrations** occur regularly in Denmark. They may take place in response to political or economic issues, on holidays, or during international events.

- Demonstrations can be unpredictable, avoid areas around protests and demonstrations.

Bear in mind that large public gatherings can affect transportation arteries in the city.

- Monitor local media for updates and traffic advisories.

**International Financial Scams:** See the [Department of State](#) and the [FBI](#) pages for information on scams.

**Victims of Crime:** Report crimes to the **local police** at 112 and contact the **U.S. Embassy** at +45 3341-7100 or +45 3341-7400 for after-hours assistance. For non-life threatening situations, individuals in the greater Copenhagen area may dial 1813 to reach an urgent medical helpline. **Local authorities are responsible for investigating and prosecuting crimes.**

See our webpage on [help for U.S. victims of crime overseas](#).

**Freetown Christiania**, located in the Christianshavn area of Copenhagen, is known for **illicit drug activity**. Drug enforcement efforts have resulted in clashes between the police and Christiania residents. Christiania residents have imposed a strict no-photography policy; tourists have been **assaulted** and **robbed** for taking pictures. Police and emergency services are limited in Christiania.

*Specific concerns about crime?*



# Get Informed

See specific **Travel.State.Gov** webpages containing additional information for:

- LGBTQI+ Travelers
- Women Travelers
- Travelers with Disabilities



# Get Informed: Tips

- Make copies of passport, itinerary, and U.S. embassy and consulate addresses
- Update vaccinations
- Learn about exchange rate
- Learn about local laws/customs



# Get Enrolled: STEP

Smart Traveler Enrollment Program



[step.state.gov](https://step.state.gov)





# Get Enrolled: STEP



## Smart Traveler Enrollment Program

A SERVICE OF THE BUREAU OF CONSULAR AFFAIRS  
U.S. Department of State



Create Account

Log In

**TRAVELING?**  
Enroll a trip and get Alerts



**STAYING AT HOME?**  
Get Travel Advisories



**FREQUENT TRAVELER?**  
Create an account



### What is STEP?

The Smart Traveler Enrollment Program (STEP) is a free service to allow U.S. citizens and nationals traveling and living abroad to enroll their trip with the nearest U.S. Embassy or Consulate.

### Benefits of Enrolling in STEP

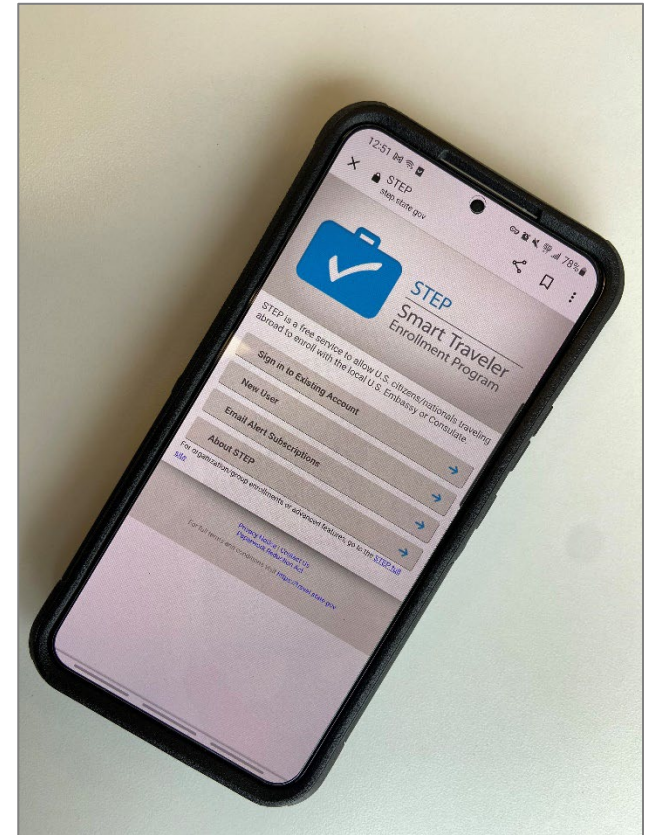
- ✓ Receive important information from the Embassy about safety conditions in your destination country, helping you make informed decisions about your travel plans.
- ✓ Help the U.S. Embassy contact you in an emergency, whether natural disaster, civil unrest, or family emergency.
- ✓ Help family and friends get in touch with you in an emergency.

Stay Informed, Stay Connected, Stay Safe!



# *Activity:* Enroll in STEP

Go to [step.state.gov](https://step.state.gov) on your mobile phone





# Activity: Enroll in STEP

*Click on “New User”*

The screenshot shows a mobile browser interface for the website step.state.gov. At the top, there is a navigation bar with a back arrow, a lock icon, the URL 'step.state.gov', and icons for refresh, bookmarks, and share. Below the navigation bar is a header section with a blue suitcase icon containing a white checkmark. To the right of the icon, the text reads 'STEP' in a large font, followed by 'Smart Traveler Enrollment Program' in a smaller font. Below the header, there is a paragraph of text: 'STEP is a free service to allow U.S. citizens/nationals traveling abroad to enroll with the local U.S. Embassy or Consulate.' Underneath this text are four buttons, each with a right-pointing arrow: 'Sign in to Existing Account', 'New User', 'Email Alert Subscriptions', and 'About STEP'. Below the buttons, there is a line of text: 'For organization/group enrollments or advanced features, go to the [STEP full site](#)'. At the bottom of the page, there is a footer section with links for 'Privacy Notice | Contact Us' and 'Paperwork Reduction Act', and a note: 'For full terms and conditions visit <https://travel.state.gov>'.




# Activity: Enroll in STEP

*Read the Privacy Act Notice and click the acknowledgement box*

The screenshot shows a mobile browser interface for the website step.state.gov. At the top, there is a navigation bar with a 'Back' button, 'Sign Up' text, and a U.S. Department of State logo. Below the navigation bar, it indicates 'Step 1 of 3' with a right-pointing arrow. The main content area is titled 'Privacy Act' and includes a section for '\*Required fields'. The text explains that the U.S. Department of State is committed to ensuring that any personal information received by its overseas embassies and consulates pursuant to the STEP process is safeguarded against unauthorized disclosure. It also states that the data provided is subject to the provisions of the Privacy Act (5 USC 552a). Below this, there are sections for 'AUTHORITY', 'PURPOSE', 'ROUTINE USES', and 'DISCLOSURE'. At the bottom of the form, there is a checkbox labeled 'I have read the terms of the Privacy Act Notice\*' which is currently unchecked. A blue button labeled 'Continue to next step' is positioned at the bottom of the page.



# Activity: Enroll in STEP



*Create a username, password, and answer a security question*

step.state.gov

Sign Up

Step 2 of 3

### Account Information

\*Required fields  
Note: Your account will not be created until you complete all 3 steps of the account creation process.

Please protect your account by creating a secure password between 12 and 40 characters, with at least three of the following four groups from the standard keyboard:

- Upper case letters (A-Z);
- Lower case letters (a-z);
- Arabic numerals (0 through 9); and
- Non-alphanumeric characters: ! @ # \$ % ^ & \* ( )

**Username:\***

PassportPat

Between 8 characters and 40 characters, only letters and numbers.

**Password:\***

.....

Between 12 and 40 characters, meeting at least 3 of the 4 requirements listed above.

**Confirm Password:\***

.....

Confirm your password

**Select a Security Question:\***

What is your favorite sports team?

Select a question/answer known only to you.

**Answer to Security Question:\***

Chicago Bears





# Activity: Enroll in STEP

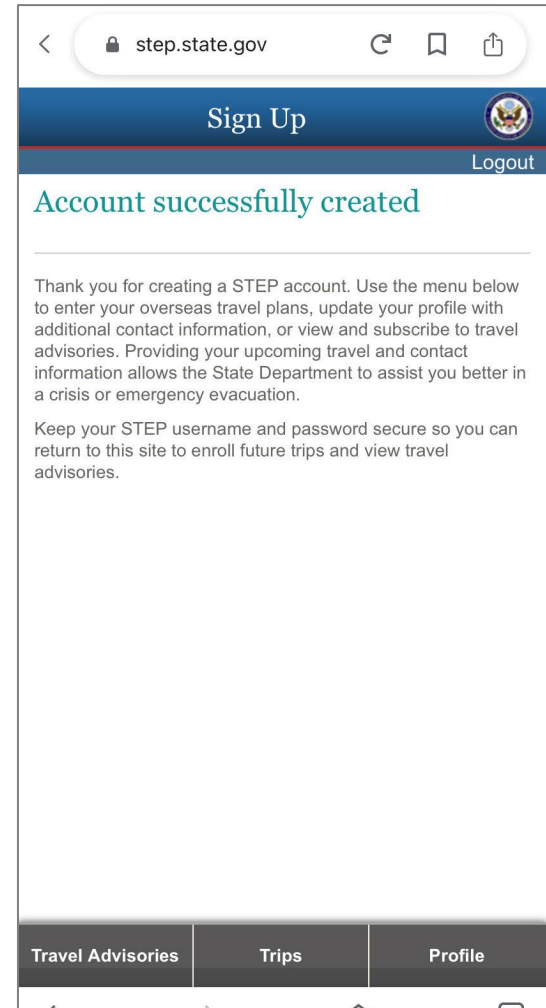
*Add your name, date of birth, email address, and phone number(s), then click on “Create”*

The screenshot shows a mobile browser interface for the STEP sign-up process. The address bar displays 'step.state.gov'. The page title is 'Sign Up' and it is 'Step 3 of 3'. The 'Traveler Information' section includes fields for 'First Name\*', 'Last Name\*', and 'Date Of Birth\*' (with a calendar icon and 'mm/dd/yyyy' format). The 'Citizenship' dropdown is set to 'United States of America'. The 'Contact Information' section has a note: '\* At least one form of contact (email or phone) must be provided.' Below this are sections for 'Email Addresses' and 'Phone Numbers', each with an 'ADD' button. At the bottom, there are expandable sections for '+ Passport Information' and '+ Emergency Contact', and a large blue 'Create' button.



# Next STEPs

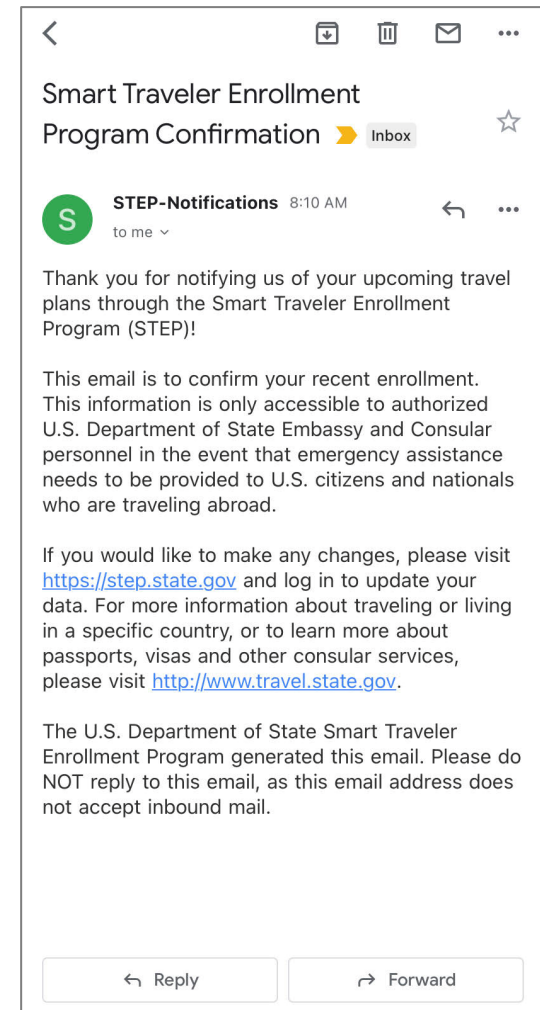
*Your STEP account is now  
successfully created*





# Next STEPs


*An email confirmation will be sent to you (this can take a few minutes)*





# Next STEPs

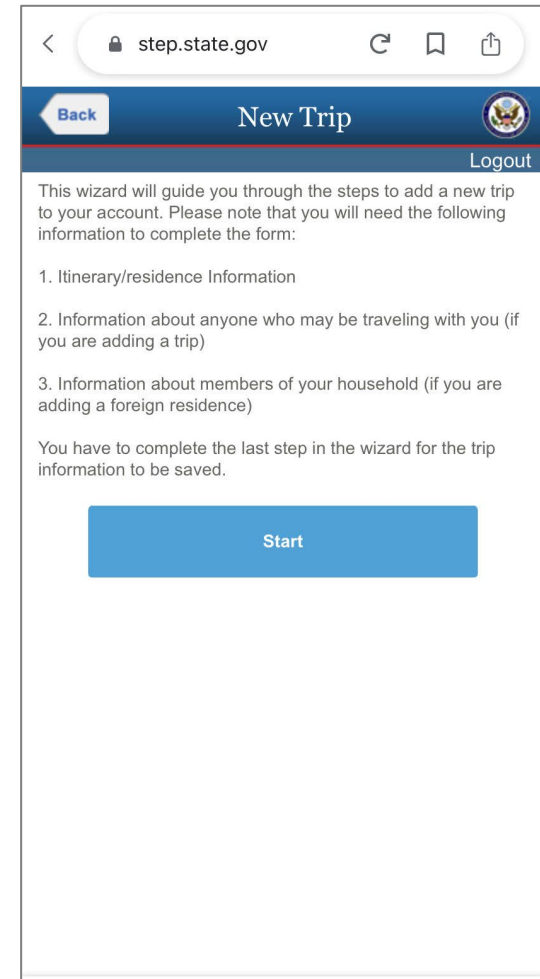
*You can click on “Trips” and add your planned destinations*





# Next STEPs

*Have your itinerary handy, but you can also change this later as needed*







# Next STEPs

*You can add multiple countries, but will do so one at a time*

A screenshot of a mobile web browser displaying the 'step.state.gov' website. The browser's address bar shows the URL and navigation icons. The app's header includes a home icon, the text 'New Trip', and the Department of State seal. Below the header, it indicates 'Step 1 of 5'. The main content area is titled 'Destination(s)' and contains a section for 'Countries you will be visiting' with an 'ADD' button. A message below states: 'Please add at least one destination before continuing to the next step.' At the bottom of this section is a large blue button labeled 'Add Country'.



# Next STEPs

*Select the destination from the drop-down menu, and add the travel dates*

The screenshot shows a mobile web browser interface for the 'step.state.gov' website. The page title is 'New Trip'. The main heading is 'Add Destination'. Below this, there are several required fields marked with an asterisk:

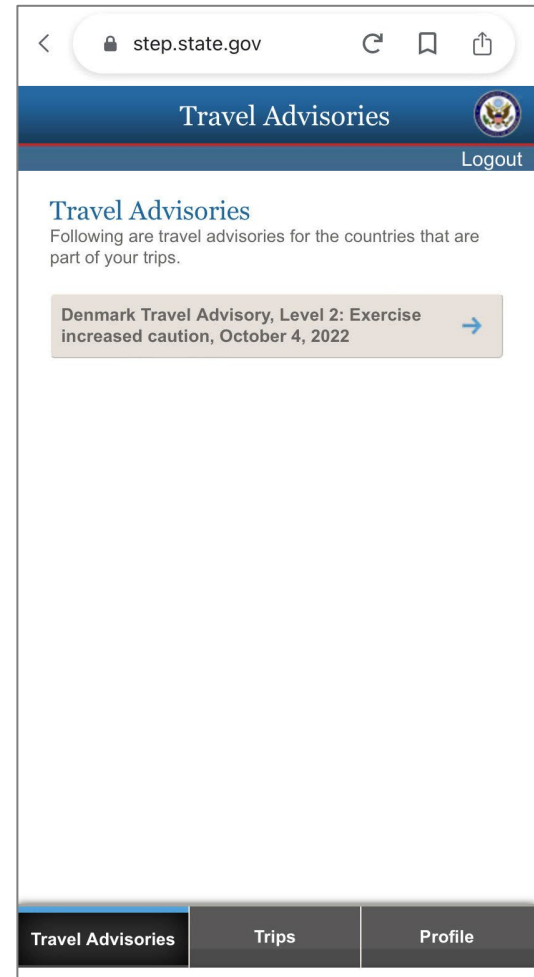
- Country:** A dropdown menu with 'Denmark, Greenland, and The Faroe Islands' selected.
- Local Embassy or Consulate:** A dropdown menu with 'COPENHAGEN' selected.
- Destination Date of Arrival:** A date input field with '09/05/2023' entered. Below the field is the label 'mm/dd/yyyy'.
- Destination Departure Date:** A date input field with '09/17/2023' entered. Below the field is the label 'mm/dd/yyyy'.
- My departure date is unknown/indefinite.
- Purpose of Visit:** A text input field with 'LEGO Tour' entered.

At the bottom of the form are two blue buttons: 'Create' and 'Cancel'.



# Next STEPs

*The “Travel Advisories” tab will display any for your destination*





# Next STEPs

*Helpful information, and links to more, are displayed here*

The screenshot displays the 'step.state.gov' website. The page title is 'Travel Advisory' with a 'Back' button and a 'Logout' link. The main heading is 'Denmark Travel Advisory, Level 2: Exercise increased caution, October 4, 2022'. Below this, it states 'Reissued with updates to health information.' and 'Exercise increased caution in Denmark due to terrorism.' The 'Country Summary' section describes the threat of terrorism in Denmark, listing potential targets like tourist locations, transportation hubs, and public areas. It provides a link to a 'country information page' for more details. A section titled 'If you decide to travel to Denmark:' contains a list of eight bullet points with links to various resources: the Department of State's COVID-19 page, the Embassy COVID-19 page, local authorities, local media, the Smart Traveler Enrollment Program (STEP), the Department of State's Facebook and Twitter, the Country Security Report for Denmark, the CDC's Travel Health Information page, and the Traveler's Checklist.

step.state.gov

Back Travel Advisory Logout

### Denmark Travel Advisory, Level 2: Exercise increased caution, October 4, 2022

Reissued with updates to health information.

Exercise increased caution in Denmark due to **terrorism**.

**Country Summary:** Terrorist groups continue plotting possible attacks in Denmark. Terrorists may attack with little or no warning, targeting tourist locations, transportation hubs, markets/shopping malls, local government facilities, hotels, clubs, restaurants, places of worship, parks, major sporting and cultural events, educational institutions, airports, and other public areas.

Read the [country information page](#) for additional information on travel to Denmark.

If you decide to travel to Denmark:

- Read the [Department of State's COVID-19 page](#) before planning any international travel, and read the [Embassy COVID-19 page](#) for country-specific COVID-19 information.
- Be aware of your surroundings when traveling to tourist locations and crowded public venues.
- Follow the instructions of local authorities.
- Monitor local media for breaking events and adjust your plans based on new information.
- Enroll in the [Smart Traveler Enrollment Program \(STEP\)](#) to receive Alerts and make it easier to locate you in an emergency.
- Follow the Department of State on [Facebook](#) and [Twitter](#).
- Review the [Country Security Report](#) for Denmark.
- Visit the CDC page for the latest [Travel Health Information](#) related to your travel.
- Prepare a contingency plan for emergency situations. Review the [Traveler's Checklist](#).



# Get Insured

## Get coverage for:

- Medical expenses – U.S. insurance may not cover
- Emergency evacuation
- Trip cancelation or delays
- High adventure travel



➤ Visit: [Travel.State.Gov/Insurance](https://www.travel.state.gov/insurance)



U.S. PASSPORTS & INTERNATIONAL TRAVEL

U.S. Department of State • Bureau of Consular Affairs



# Stay Informed



# Social Media

✓ Facebook:

<https://www.facebook.com/travelgov>



✓ Twitter: **@TravelGov**



✓ Instagram: **@TravelGov**



**Q** I already have a passport and my appearance has changed significantly, do I need to apply for a new passport?

**A** If you can still be identified from the photo in your current passport, you do not need to apply for a new passport

[#AskTravelGov](#)



# More Information

- ✓ Phone: **1-877-487-2778**
- ✓ Website: **Travel.State.Gov**
- ✓ Website: **studentsabroad.state.gov**

# U.S. PASSPORTS & INTERNATIONAL TRAVEL

U.S. Department of State • Bureau of Consular Affairs

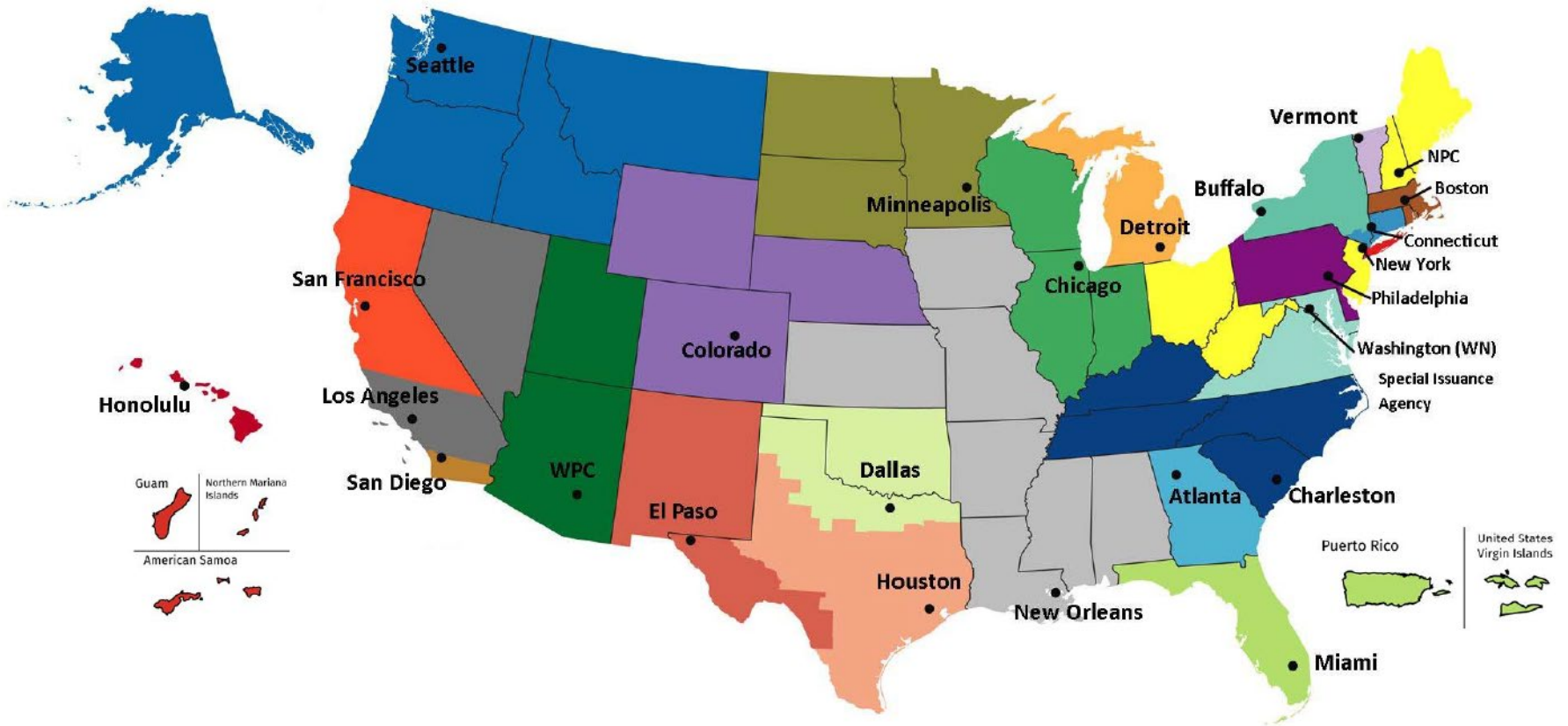


# Jobs?



# Passport Agency Locations

There are 29 Passport Agencies/Centers around the country.







# Embassy/Consulate Locations

There are over 200 U.S. Embassies and Consulates around the world.





# Work for the U.S. Department of State

The Department of State is hiring!

- Pathways program for recent graduates:  
[careers.state.gov/interns-fellows/pathways-programs/](https://careers.state.gov/interns-fellows/pathways-programs/)
- General info: [careers.state.gov](https://careers.state.gov)
- Also visit: [usajobs.gov](https://usajobs.gov)



Consular Fellows:

- Live and work overseas as part of a U.S. Mission